

Luminaire

Code 6333XX (3000K)
Name 6333_6343_6348_6363 (3000K)
Line PLUSMINUS SOLO

Measurem.

Code 6333XX (3000K)
Name 6333_6343_6348_6363 (3000K)

Source Data

Code	5752085	Correlated Color Temperature (CCT)	3000K	Q.ty	1
Name	1 x LED 4.1 W 250 mA	Color rendering index (CRI)	90		
Line					

Measurement data

Coordinate system	CG	Symmetry Type	Rotosymmetrical
Date	23-09-2021	Maximum Gamma Angle	180°
Measurement Distance	3.85m	Measurement Flux	380.3 lm
Maximum	340.24 cd/klm	Position	C=0.0° G=0.0°

Electrical Parameters

Channel 1		Channel 2	
Voltage	0.00 V	Voltage	16.40 V
Current	0.00 A	Current	0.25 A
Power	0.00 W	Power	4.10 W
Frequency	0 Hz	Frequency	0 Hz
Power Factor	0.00	Power Factor	0.00

Environmental Parameters

Temperature	25.0 °C	Air Speed	0.0 m/s
Humidity	43.9 %		

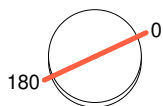
Luminaire Dimensions

Round Luminaire	Diam.	103 mm	Height	110 mm
Round Luminous Area	Diam.	97 mm	Height	1 mm
Horizontal Luminous Area	0.007390 m2	Emitting area on Plane 180°	0.000097 m2	
Emitting area on Plane 0°	0.000097 m2	Emitting area on Plane 270°	0.000097 m2	
Emitting area on Plane 90°	0.000097 m2	Glare area at 76°	0.001882 m2	

Photometric Assessment

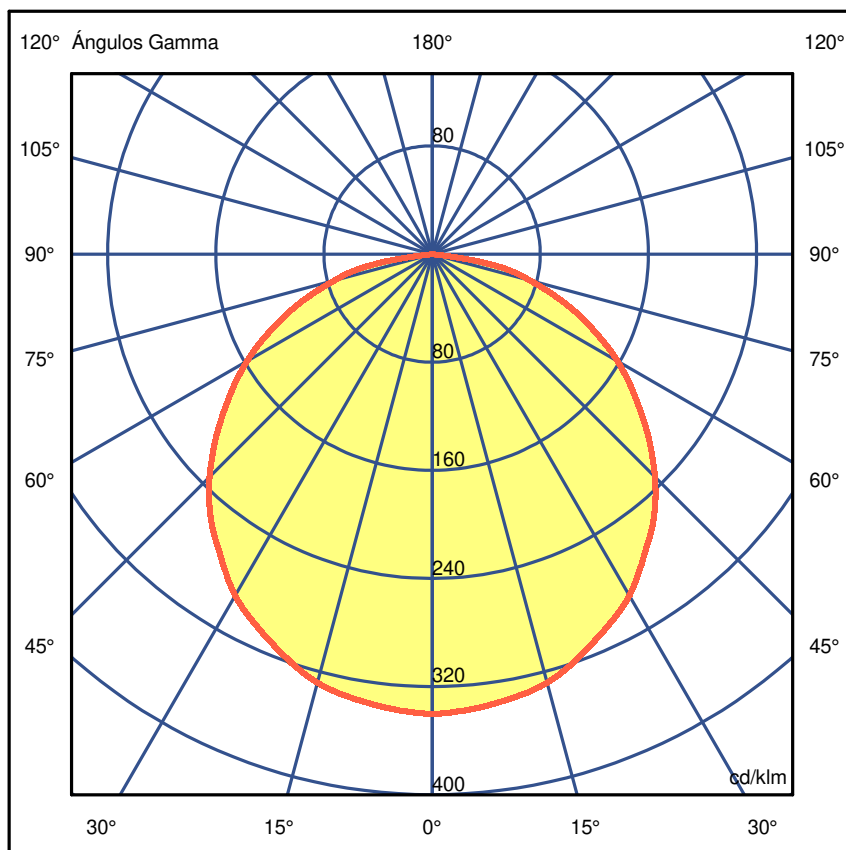
Luminaire Flux	380.3 lm	Source Flux	380.3 lm
Efficacy	92.754 lm/W	Efficiency	100.0 %
CIE Flux Codes	46 78 96 100 100	D DIN 5040	A30
F UTE	1.00 E	B NBN	BZ 5 / 3 / BZ 4

Diam=103mm



Semiplanos C
180.0 ————— 0.0

ULOR 0.00 %
DLOR 100.00 %
RN 0.00 %



Luminaire

Code 6333XX (3000K)
Name 6333_6343_6348_6363 (3000K)

Measurem.

Code 6333XX (3000K)
Name 6333_6343_6348_6363 (3000K)

Luminaire Flux	380 lm	Luminaire Power	4.1 W	Efficacy	92.754 lm/W	Efficiency	100.00%
Source Flux	380 lm	Maximum value	340.24 cd/klm	Position	C=0.00 G=0.00	CG	Rotosymmetrical

Luminous Intensity Table cd/klm Table 1/1

C 0.00	
G 0.0	340
G 5.0	338
G 10.0	334
G 15.0	328
G 20.0	317
G 25.0	305
G 30.0	292
G 35.0	273
G 40.0	255
G 45.0	233
G 50.0	208
G 55.0	183
G 60.0	158
G 65.0	131
G 70.0	103
G 75.0	75
G 80.0	45
G 85.0	0
G 90.0	0
G 95.0	0
G100.0	0
G105.0	0
G110.0	0
G115.0	0
G120.0	0
G125.0	0
G130.0	0
G135.0	0
G140.0	0
G145.0	0
G150.0	0
G155.0	0
G160.0	0
G165.0	0
G170.0	0
G175.0	0
G180.0	0

Luminaire

Code 6333XX (3000K)
Name 6333_6343_6348_6363 (3000K)

Measurem.

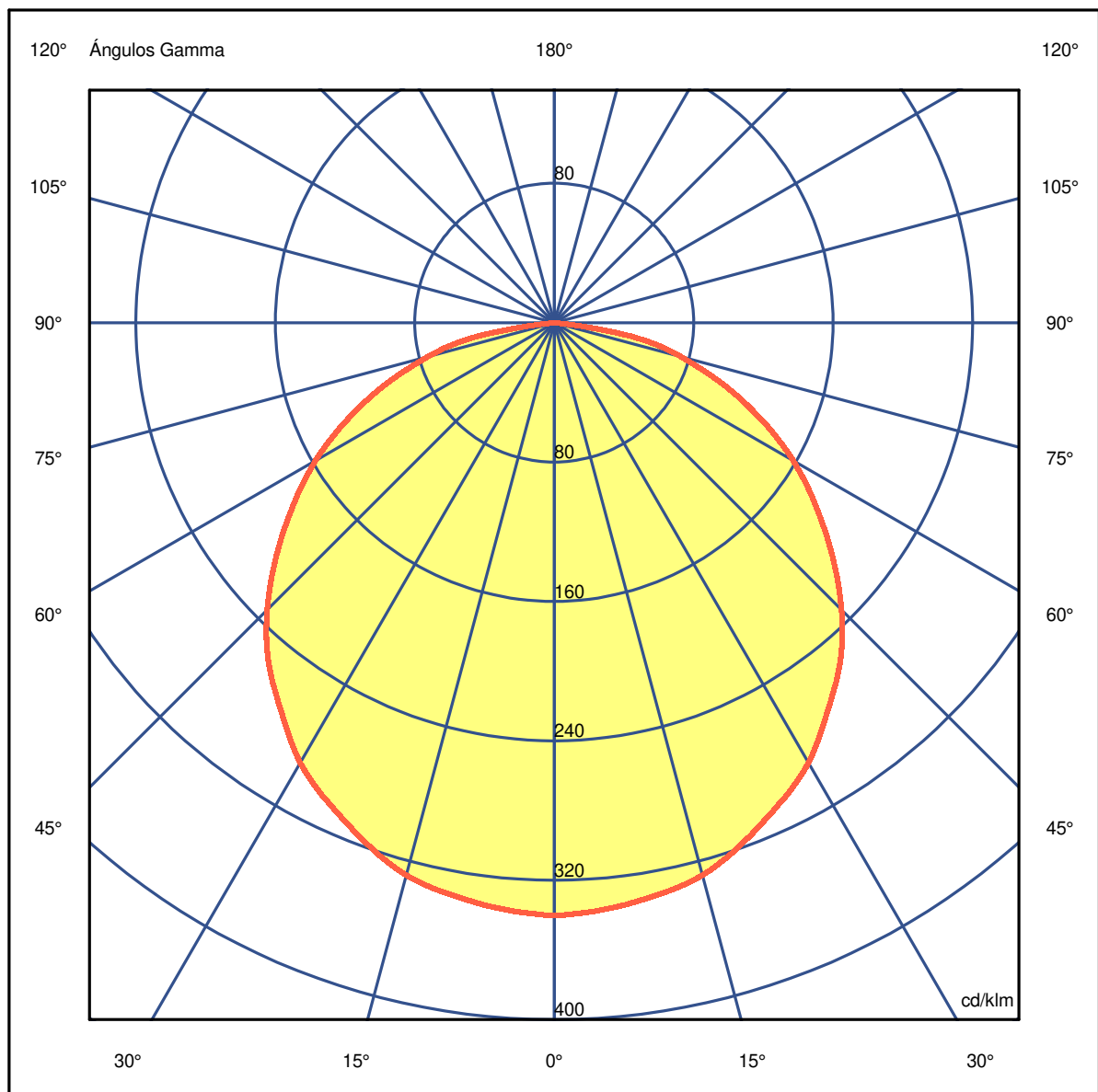
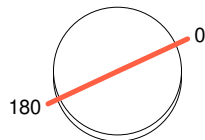
Code 6333XX (3000K)
Name 6333_6343_6348_6363 (3000K)

Luminaire Flux	380 lm	Luminaire Power	4.1 W	Efficacy	92.754 lm/W	Efficiency	100.00%
Source Flux	380 lm	Maximum value	340.24 cd/klm	Position	C=0.00 G=0.00	CG	Rotosymmetrical

Diam=103mm

Semiplanos C

180.0  0.0



Luminaire

Code 6333XX (3000K)
Name 6333_6343_6348_6363 (3000K)

Measurem.

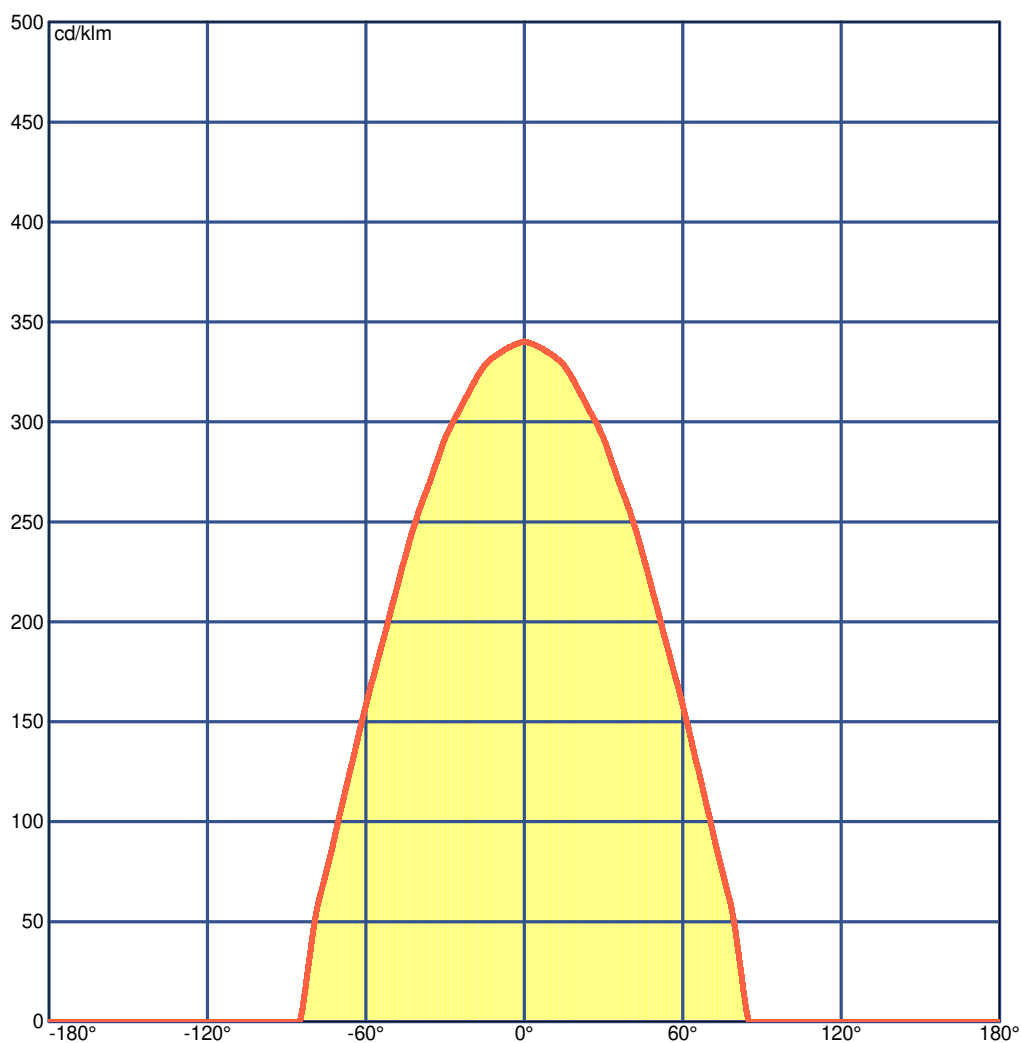
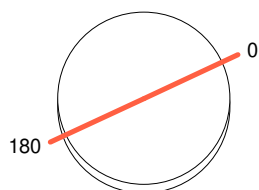
Code 6333XX (3000K)
Name 6333_6343_6348_6363 (3000K)

Luminaire Flux	380 lm	Luminaire Power	4.1 W	Efficacy	92.754 lm/W	Efficiency	100.00%
Source Flux	380 lm	Maximum value	340.24 cd/klm	Position	C=0.00 G=0.00	CG	Rotosymmetrical

Diam=103mm

Semiplanos C

180.0 0.0



Luminaire

Code 6333XX (3000K)
Name 6333_6343_6348_6363 (3000K)

Measurem.

Code 6333XX (3000K)
Name 6333_6343_6348_6363 (3000K)

Luminaire Flux	380 lm	Luminaire Power	4.1 W	Efficacy	92.754 lm/W	Efficiency	100.00%
Source Flux	380 lm	Maximum value	340.24 cd/klm	Position	C=0.00 G=0.00	CG	Rotosymmetrical

UGR
S = 0.250

Reflectancies										
Ceiling/Cavity	0.7	0.7	0.5	0.5	0.3	0.7	0.7	0.5	0.5	0.3
Walls	0.5	0.3	0.5	0.3	0.3	0.5	0.3	0.5	0.3	0.3
Working Plane	0.2	0.2	0.2	0.2	0.2	0.2	0.2	0.2	0.2	0.2
Room Dimensions										
Room Dimensions	Lateral View					Viewed Endwise				
	x=2H y=2H	x=2H y=3H	x=2H y=4H	x=2H y=6H	x=2H y=8H	x=2H y=12H	x=4H y=2H	x=4H y=3H	x=4H y=4H	x=4H y=6H
	22.4	23.7	22.7	24.0	24.2	22.4	23.7	22.7	24.0	24.2
	24.1	25.3	24.4	25.5	25.8	24.1	25.3	24.4	25.5	25.8
	24.8	25.9	25.1	26.2	26.5	24.8	25.9	25.1	26.2	26.5
	25.3	26.4	25.7	26.7	27.0	25.3	26.4	25.7	26.7	27.0
	25.4	26.4	25.8	26.7	27.1	25.4	26.4	25.8	26.7	27.1
	25.4	26.3	25.7	26.7	27.0	25.4	26.3	25.7	26.7	27.0
	23.1	24.3	23.5	24.5	24.8	23.1	24.3	23.5	24.5	24.8
	25.0	26.0	25.4	26.3	26.6	25.0	26.0	25.4	26.3	26.6
	25.8	26.7	26.2	27.0	27.4	25.8	26.7	26.2	27.0	27.4
	26.5	27.2	26.9	27.6	28.0	26.5	27.2	26.9	27.6	28.0
	26.6	27.3	27.0	27.7	28.1	26.6	27.3	27.0	27.7	28.1
	26.6	27.2	27.0	27.6	28.1	26.6	27.2	27.0	27.6	28.1
	26.2	26.9	26.6	27.3	27.7	26.2	26.9	26.6	27.3	27.7
	27.0	27.5	27.4	28.0	28.4	27.0	27.5	27.4	28.0	28.4
	27.1	27.6	27.6	28.0	28.5	27.1	27.6	27.6	28.0	28.5
	27.1	27.5	27.6	28.0	28.5	27.1	27.5	27.6	28.0	28.5
	26.2	26.8	26.6	27.2	27.7	26.2	26.8	26.6	27.2	27.7
	27.0	27.5	27.5	27.9	28.4	27.0	27.5	27.5	27.9	28.4
	27.2	27.6	27.7	28.0	28.5	27.2	27.6	27.7	28.0	28.5

Luminaire

Code 6333XX (3000K)
Name 6333_6343_6348_6363 (3000K)

Measurem.

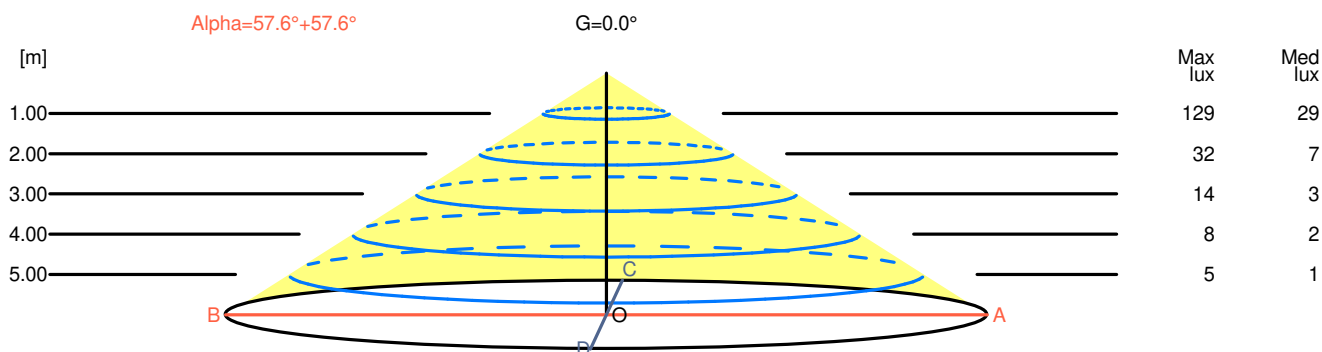
Code 6333XX (3000K)
Name 6333_6343_6348_6363 (3000K)

Luminaire Flux	380 lm	Luminaire Power	4.1 W	Efficacy	92.754 lm/W	Efficiency	100.00%
Source Flux	380 lm	Maximum value	340.24 cd/klm	Position	C=0.00 G=0.00	CG	Rotosymmetrical

Width at 50.00 % of Max Intensity

H[m]	1.00	2.00	3.00	4.00	5.00	H[m]	1.00	2.00	3.00	4.00	5.00
OA	1.58	3.16	4.73	6.31	7.89	OC	1.58	3.16	4.73	6.31	7.89
OB	1.58	3.16	4.73	6.31	7.89	OD	1.58	3.16	4.73	6.31	7.89

	0	5	15	25	35	45	55	65	75	85
OA	129.39	128.48	124.81	115.94	103.79	88.60	69.62	49.70	28.45	0.00
OB	129.39	128.48	124.81	115.94	103.79	88.60	69.62	49.70	28.45	0.00
OC	129.39	128.48	124.81	115.94	103.79	88.60	69.62	49.70	28.45	0.00
OD	129.39	128.48	124.81	115.94	103.79	88.60	69.62	49.70	28.45	0.00



H[m]	D[m]	Max lux	Med lux	Alpha=57.6°+57.6°	G=0.0	
1.00	3.16	129	29			
2.00	6.31	32	7			
3.00	9.47	14	3			
4.00	12.62	8	2			
5.00	15.78	5	1			

Luminaire

Code 6333XX (3000K)
Name 6333_6343_6348_6363 (3000K)

Measurment

Code 6333XX (3000K)
Name 6333_6343_6348_6363 (3000K)

Luminaire Flux	380 lm	Luminaire Power	4.1 W	Efficacy	92.754 lm/W	Efficiency	100.00%
Source Flux	380 lm	Maximum value	340.24 cd/klm	Position	C=0.00 G=0.00	CG Rotosymmetrical	

Flujo Total=380.29 Flujo Luminaria=380.29

RI	0.60	0.80	1.00	1.25	1.50	2.00	2.50	3.00	4.00	5.00	10.00	20.00
DRR	0.30	0.38	0.46	0.53	0.59	0.68	0.74	0.78	0.83	0.86	0.93	0.97
RC	5	5	5	5	5	5	5	5	5	5	4	4

Flujo Zonal por 1000 Lúmenes

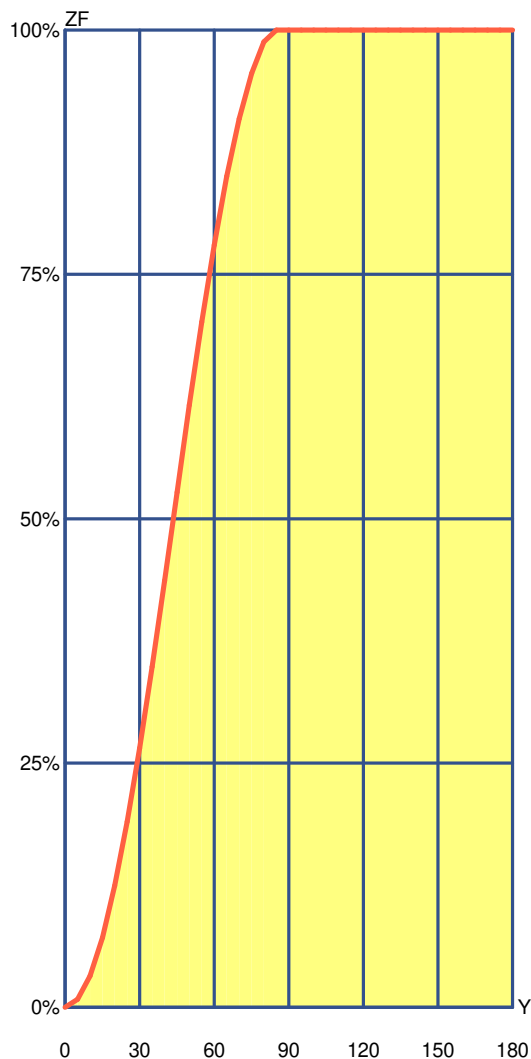
Y°	10	20	30	40	50	60	70	80	90	100	110	120	130	140	150	160	170	180
ZF(Y)	32	125	265	437	616	780	909	988	1000	1000	1000	1000	1000	1000	1000	1000	1000	1000

Códigos de Flujo C.I.E.

46 78 96 100 100

C.I.E. 5/5/5/5/5/5/5/5/4/4
D DIN 5040 A30
F UTE 1.00 E
B NBN BZ 5 / 3 / BZ 4
RN 0.00000 %
BLF 1.0

LOR 100.00000 %
ULOR 0.00000 %
DLOR 100.00000 %
UFF 0.00000 %
DFF 100.00000 %
FFR 0.00000 %



Flujo Zonal				
Gamma °	Flujo	Suma lm	Flujo [%]	Suma [%]
0°	0.00	0.00	0.00%	0.00 %
5°	8.11	8.11	0.81 %	0.81 %
10°	24.03	32.14	2.40 %	3.21 %
15°	39.27	71.41	3.93 %	7.14 %
20°	53.20	124.61	5.32 %	12.46 %
25°	65.26	189.87	6.53 %	18.99 %
30°	75.49	265.36	7.55 %	26.54 %
35°	83.13	348.49	8.31 %	34.85 %
40°	88.08	436.57	8.81 %	43.66 %
45°	90.35	526.92	9.03 %	52.69 %
50°	89.14	616.06	8.91 %	61.61 %
55°	85.07	701.13	8.51 %	70.11 %
60°	78.88	780.00	7.89 %	78.00 %
65°	70.22	850.22	7.02 %	85.02 %
70°	59.12	909.34	5.91 %	90.93 %
75°	46.42	955.76	4.64 %	95.58 %
80°	32.03	987.79	3.20 %	98.78 %
85°	12.21	1000.00	1.22 %	100.00 %
90°	0.00	1000.00	0.00 %	100.00 %
95°	0.00	1000.00	0.00 %	100.00 %
100°	0.00	1000.00	0.00 %	100.00 %
105°	0.00	1000.00	0.00 %	100.00 %
110°	0.00	1000.00	0.00 %	100.00 %
115°	0.00	1000.00	0.00 %	100.00 %
120°	0.00	1000.00	0.00 %	100.00 %
125°	0.00	1000.00	0.00 %	100.00 %
130°	0.00	1000.00	0.00 %	100.00 %
135°	0.00	1000.00	0.00 %	100.00 %
140°	0.00	1000.00	0.00 %	100.00 %
145°	0.00	1000.00	0.00 %	100.00 %
150°	0.00	1000.00	0.00 %	100.00 %
155°	0.00	1000.00	0.00 %	100.00 %
160°	0.00	1000.00	0.00 %	100.00 %
165°	0.00	1000.00	0.00 %	100.00 %
170°	0.00	1000.00	0.00 %	100.00 %
175°	0.00	1000.00	0.00 %	100.00 %
180°	0.00	1000.00	0.00 %	100.00 %

Luminaire

Code 6333XX (3000K)
Name 6333_6343_6348_6363 (3000K)

Measurem.

Code 6333XX (3000K)
Name 6333_6343_6348_6363 (3000K)

Luminaire Flux	380 lm	Luminaire Power	4.1 W	Efficacy	92.754 lm/W	Efficiency	100.00%
Source Flux	380 lm	Maximum value	340.24 cd/klm	Position	C=0.00 G=0.00	CG Rotosymmetrical	

Isolux (Floor)

Luminaire position X=0.00m Y=0.00m Z=2.50m

